

DIGITRANS DPT - 411

Specification, Installation and Operating Manual

FAUZ MECHANICS Make DPT-411 'DIGITRANS' Differential pressure transmitter incorporates an IP 65 rugged ABS enclosure, which can be mounted on wall or inside equipment cabinet. It is designed for pharmaceutical clean room and HVAC application with a precision 1.0% accuracy. It can be easily configured via USB interface to PC . It indicates differential pressure in a units Pa and mm Wc. Pressure ranges from 0 to 10 mm Wc to 0 to 500 mm Wc.



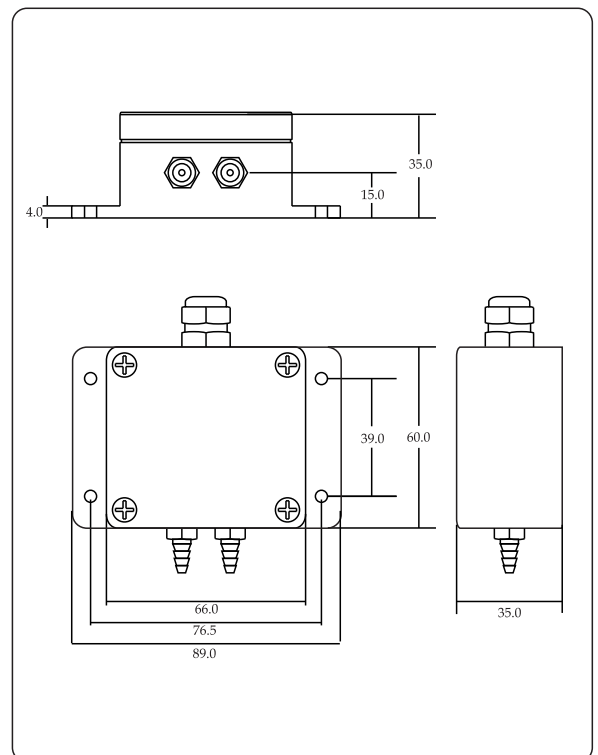
Specification:

Media compatibility	: Air, non combustible, non corrosive gases
Supply Voltage	: 24VDC
Current Consumption	: 100 mA
Accuracy	: 0.5 %
Output	: 4 - 20 mA
Signal Connection	: 3 Wire
Load Resistance	: 47 to 470 Ω @ 24 VDC
Response Time	: 700 ms.
Operating Temp.	: 10° to 60°C
Storage Temp.	: - 30° to +100°C
Pressure Limit	: 1 PSI Maximum
Switch	: Digital push button.
Enclosure	: ABS
Protect Rating	: IP 65
Electrical Connections	: Screw terminals
Process Connection	: Push on connection for 3/16" ID tubing
Weight	: 70 Gram.
Dimensions	: 76.5 x 60.0 x 35 mm

Application:

Pressure Monitoring in Clean Rooms
 Monitoring Air Filters & AHU
 HVAC & Process Control
 Pharmaceuticals Equipment

Dimensional Drawing:



Range Selection:

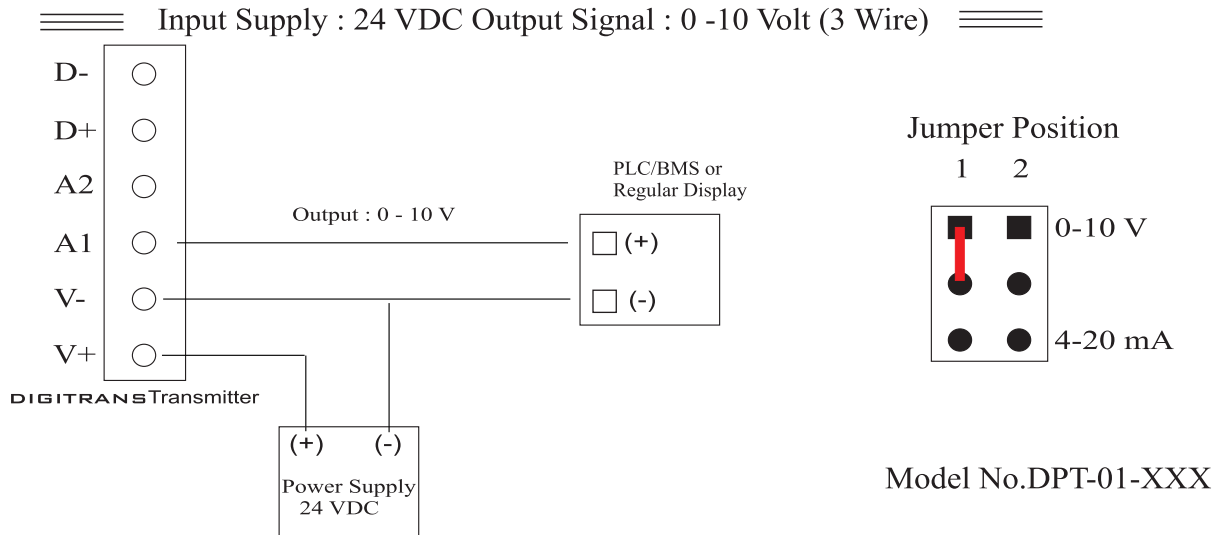
Example : DPT - 01 - 101

Output Signal	DPT	Range (mm Wc)
01) 0 - 10 V	1	101) 0 - 10
02) 4 - 20 mA	2	102) 0 - 25
03) RS 485	3	103) 0 - 100
		104) 0 - 200
		105) 0 - 500
		106) 0 - 1000

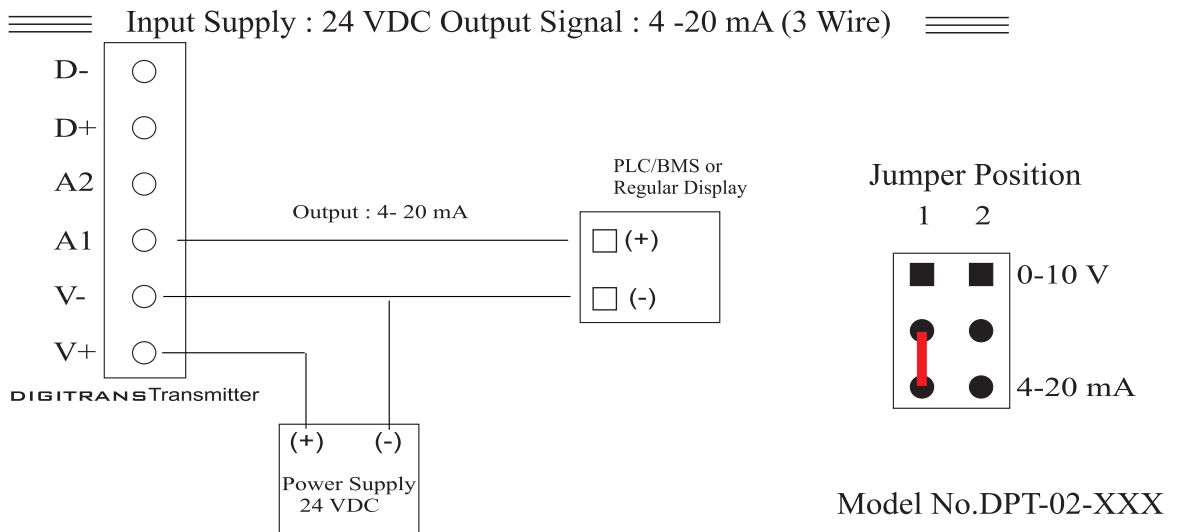
Wiring Diagram

To make the connection, the transmitter must not be energised. Attach wiring from your equipment according to the following terminal connections and wiring diagrams depending on your circumstances.

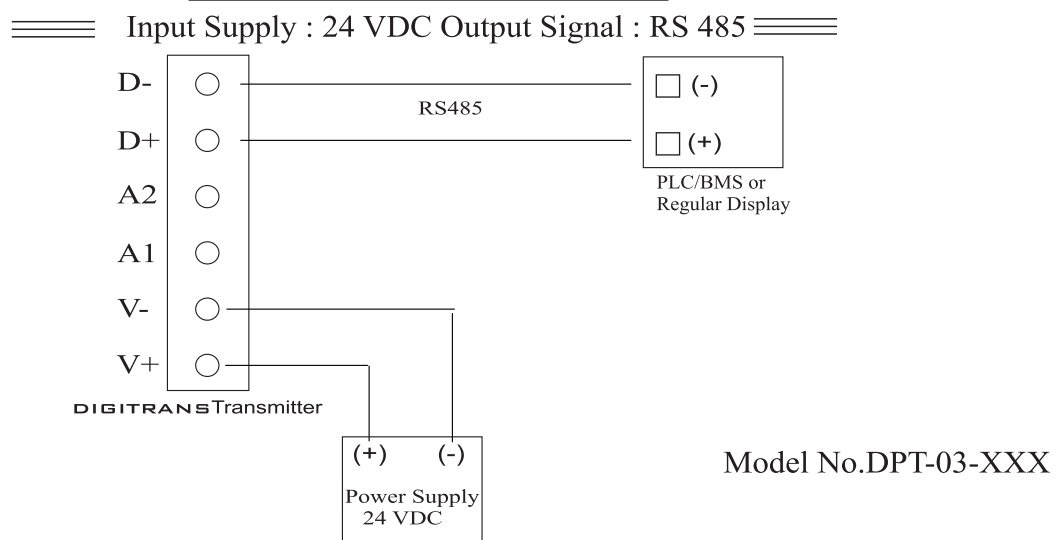
WIRING DIAGRAM 1



WIRING DIAGRAM 2



WIRING DIAGRAM 3



Pressure Connection:

For installation convenience inbuilt two pressure ports are provided at bottom side of pressure transmitter.

Positive Pressure : Connect tubing to HIGH PRESSURE port and vent LOW PRESSURE port to atmosphere.

Negative (Vacuum) Pressure - Connect tubing to LOW PRESSURE port and vent HIGH PRESSURE port to atmosphere.

Differential Pressure - Connect tubing from the higher source to HIGH PRESSURE port and from the lower source to LOW PRESSURE port.

Calibration

Step 1: Press and release Zero key, it will start blinking, Ensure that pressure must be 0.00 in master calibrator, press again Zero until it stops blinking, now Zero has been set.

Step 2: Press and release Span key, to Span the transmitter apply full Span pressure to high pressure port and let the pressure stabilize. Press again Span key until it stops blinking, now Span has been set and the calibration has been done.

Restoring Factory Calibration

Simultaneously press both the "ZERO" and "SPAN" keys until LED Start blinking, wait for 2 seconds then again press and hold both the keys until LED stops blinking. Factory calibration restored has done.

Instructions and Maintenance:

Occasionally disconnect pressure lines to vent both sides of gauge to atmosphere and re-zero.

When making tubing connection DO NOT apply torque to tube fitting that can cause fitting to turn of twist with respect to plastic enclosure.

Doing so will damage the product and void the warranty. The Applied pressure should not exceed the specified upper limit of the pressure gauge.

Warranty

FAUZ MECHANICS warrants its products to be free from defects in materials and workmanship for a period of 1 years from the date of shipment, subject to the following terms and conditions: Without charge, we will repair, replace the product found to be defective in materials or workmanship within the warranty period; provided that:

1. The product has not been subjected to abuse, neglect, accident, incorrect wiring not our own, improper installation or servicing.
2. The product has not been repaired or altered by anyone.
3. The product is returned to our factory, transportation prepaid before expiration of the warranty.

Manufactured by:

FAUZ MECHANICS

227, Nirman Industrial Estate, Chincholi Bunder, Link Road, Malad West, Mumbai - 400 064.

Mob : +91 93215 56894 , Email: fauzmechanics@gmail.com